


## Advantages of a Finger-Safe, Ice Cube Socket System

### The Complete System Solution!



**I.D. Tag/Write-On Plastic Label**  
Used for Custom Identification of Circuits.

**Isolated Input and Output Terminals**  
Separates Control Circuits from Load Circuits.

**Slim Design**  
Minimizes Space on DIN Rail.

**Mating Hold-Down Clips Available**  
Secures Relay to Socket.



**DIN Rail End Clip**  
Locking Screw Keeps a Snug DIN Rail System by Eliminating Sliding Sockets.

**DIN Rail**  
35 mm Extruded Aluminum Rail. Designed to Work With Most Sockets. Pre-punched for Quick Installation.




- Offers a “one stop solution” for your power management system.
- Variety of contact configurations and materials to meet your switching needs.
- Plug-In switching capabilities from 10mA to 20 Amps.
- A variety of Feature Codes and operation combinations available for all budgets.
- Ejector clips, ribbed relay housings and space-saving sockets allow for easy removal from crowded DIN rails.
- Color and appearance designed for high visibility in all environments.
- Wiring diagrams include NEMA and IEC standards.
- Engineering availability allows for customized relay solutions.
- Internal Coil Bus Jumper System reduces the number of wires required for hook-up to adjacent sockets.



**Modules**

Allows for Optional Protection or LED Modules to be Used With Sockets.

The 700 series sockets have the perfect mix of historical Magnecraft socket quality combined with a dynamic arsenal of options. When mated with the Magnecraft relays and accessories, these RoHS compliant sockets provide a complete modular system that will meet all your plug-in relay requirements in a package that is both visually appealing and functionally outstanding resulting in a Complete Solution.



**Finger-Safe**

Protects Operators from Live Circuits.

**Internal Coil Bus Jumper System**

Allows Connection to Adjacent Sockets Without Additional Wiring.

**I.D. Tag/Write-On Plastic Label**

Used for Identification of Relays in Multi-Relay Circuits.


**2-Way Side or DIN Rail Mounting System**

Retrofits Existing Panel Mounting and 35 mm DIN Rail.



## 70-782E14-1 Socket/10 Amp Rating, 300 Volts

**NEW**  
**NEW**  
**NEW**  
**NEW**  
**NEW**



**BOLD-FACED PART NUMBERS ARE NORMALLY STOCKED**

Standard Part Number	Description
<b>70-782E14-1</b>	14-Pin Economy, Ice Cube, DIN/Panel Mount with Rising Elevator Box Terminals, Module Compatible



**General Specifications (UL 508)**

Characteristics	Units	Value
Number of Terminals		14
<b>Electrical Rating</b>		
Nominal Voltage Rating	Volts	300
Nominal Current Rating	Amps	10
<b>Dielectric Strength</b>		
Output to Adjacent Output Terminals	V rms	3000
Output to Input Terminals	V rms	3000
Terminals to Rail / Chassis	V rms	3000
<b>Temperature</b>		
Operating Range:	°C	- 40 to + 80
Storage Range:	°C	- 40 to + 105
<b>Construction</b>		
Protection Category (Finger-Safe)	EN 60529	IP 20
Internal Metal Tracks		Copper Alloy, Zinc Plated
Screw Terminals		Steel, Zinc Plated
Screw Style		Combination Head,
Screw size	mm	M3
Screw Torque 3.5 mm (Maximum)	Lb-in / Nm	7 / 0.8
<b>Miscellaneous</b>		
Socket Mounting:		Din / Panel
Wire Size Capacity (Maximum)	EN 60204-1	AWG mm2
Soild Cu	AWG, mm2	16 / 18 (2) 1.5 / 0.75 (2)
Stranded Cu	AWG, mm2	16 / 18 (2) 1.5 / 0.75 (2)
Wire Connection Method		Elevator
DIN Rail Mounting	EN 60715	35mm
Chassis Mount Screw Torque	Lb-in / Nm	7 / 0.8
Flamability Rating	Class	94V-0
Body Color		Light Gray
DIN Locking Method		Metal Compression Spring
Product Certification		UL, CSA
Conformance		CE, RoHS
Weight	grams	56

### Optional Mating Accessories



Standard Part Number	Description	Catalog Location
782XDX1, 2, 3 & 782H	Relay	Section 1 p.18-19, 42-43
16-1342	Metal Hold-Down Clip used with 782H	Section 3 p.8-11
16-782PC-1	Plastic Hold-Down Ejector Clip for 782	Section 3 p.8-11
16-700ST-1	Plastic Snap-On I.D. Tag	Section 3 p.12
16-782SC	Metal Hold-Down Clip for 782	Section 3 p.8-11
TDR782XDX	Relay	Section 5 p.14-17
16-TDR782SC	Metal Hold-Down Clip for TDR782	Section 3 p.8-11
70-BSM	Module	Section 3 p.6-7
16-782FT-1	Plastic I.D. Tag	Section 3 p.12
16-700DIN	Metal DIN Rail	Section 3 p.19
16-DCLIP-1	DIN Rail Locking Clip	Section 3 p.19

